


 INSPIRATION & INSTRUCTIONS INSIDE



85668

Use knot ④



85669

Use knot ①⑤③⑥



85666

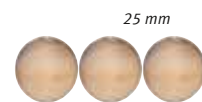
Use knot ②③



300871



323868



25 mm

335625



22 cm

101914



323913

25 mm

335625



323912

30 mm

101504

Ø 30

900688

17-34 cm

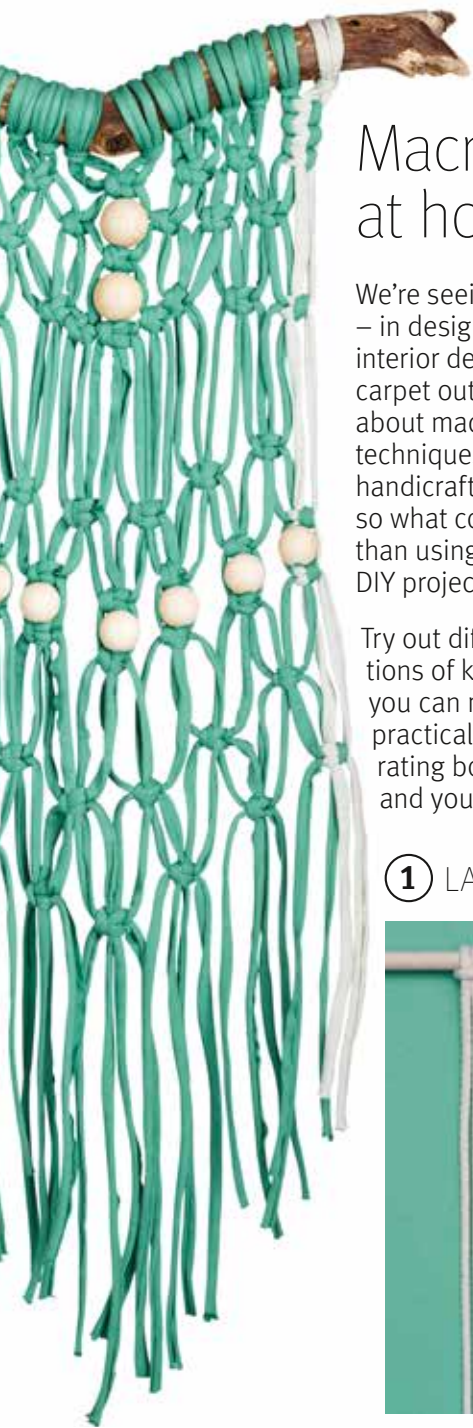


101948

600890 2016-05




 www.pandurohobby.com



Macramé at home


We're seeing it everywhere – in design magazines, interior decor articles and red carpet outfits. We're talking about macramé knotting techniques. This traditional handicraft is ultra trendy, so what could be better than using it to make fun DIY projects?

Try out different combinations of knots and threads; you can make beautiful, practical pieces for decorating both your home and yourself!


① LARK'S HEAD KNOT



② SQUARE KNOT



③ ALTERNATING SQUARE KNOT




④ HALF KNOT



⑤ HALF HITCH



⑥ DOUBLE (DIAGONAL) HALF HITCH



85667

Use knot ①②⑥



305376



243911

plätning 19/4



310947